




District Health Assessment for Multiple District 330 through March 2025

		Clubs							Membership							Member Strength		Cancellation		Reports			Finance	Leadership			
District Name	Status/ Number of Months in Status *	Active Clubs	Clubs in Status Quo	Total Clubs	% Status Quo Clubs in Financial Suspension	New Clubs	Cancelled Clubs	YTD Net Club Gain/Loss	Current Members In Active Clubs	Current Members In Status Quo Clubs	Current Total Members Count	YTD Add	YTD Drop	NetGrowth (includes Active and Status Quo)	NetGrowth% (includes Active and Status Quo)	Member Count 12 Months Ago	Average Member Count Per Club	% of Clubs with less than 20 members	Average Cancelled Club Age	Members Lost Due to Cancelled Clubs	% of Clubs Reporting Service	% No MMR in 3 Months	% No Officer Report in 12 months	% of Clubs with balance 90+ days	Number of Zone Chairs Recorded	Number of Region Chairs Recorded	District Officers Vacancies **
330 A		181	0	181	0%	1	1	0	4678	0	4678	359	351	8	0.17%	5,116	26	46%	16	7	55%	61%	2%	8%	34	14	
330 B		137	0	137	0%	1	0	1	3401	0	3401	279	157	122	3.72%	3,398	25	42%	0	0	53%	58%	0%	11%	31	11	
330 C		68	0	68	0%	2	0	2	1567	0	1567	192	119	73	4.89%	1,622	23	47%	0	0	34%	53%	1%	1%	12	0	
		386	0	386	0%	4	1	3	9646	0	9646	830	627	203	2.15%	10,136	25	45%	16	7	51%	59%	1%	8%	77	25	




District Health Assessment for Multiple District 331 through March 2025

District Name	Status/ Number of Months in Status *	Clubs							Membership							Member Strength		Cancellation		Reports			Finance	Leadership			
		Active Clubs	Clubs in Status Quo	Total Clubs	% Status Quo Clubs in Financial Suspension	New Clubs	Cancelled Clubs	YTD Net Club Gain/Loss	Current Members In Active Clubs	Current Members In Status Quo Clubs	Current Total Members Count	YTD Add	YTD Drop	YTD NetGrowth (includes Active and Status Quo)	YTD NetGrowth% (includes Active and Status Quo)	Member Count 12 Months Ago	Average Member Count Per Club	% of Clubs with less than 20 members	Average Cancelled Club Age	Members Lost Due to Cancelled Clubs	% of Clubs Reporting Service	% No MMR in 3 Months	% No Officer Report in 12 months	% of Clubs with balance 90+ days	Number of Zone Chairs Recorded	Number of Region Chairs Recorded	District Officers Vacancies **
331 A		70	0	70	0%	0	0	0	2364	0	2364	184	161	23	0.98%	2,356	34	23%	0	0	70%	37%	1%	17%	12	0	
331 B		68	0	68	0%	0	1	-1	1865	0	1865	81	113	-32	-1.69%	1,942	27	40%	43	26	46%	43%	1%	22%	11	0	
331 C		43	0	43	0%	0	0	0	1472	0	1472	83	87	-4	-0.27%	1,515	34	19%	0	0	65%	47%	0%	2%	9	0	
		181	0	181	0%	0	1	-1	5701	0	5701	348	361	-13	-0.23%	5,813	31	28%	43	26	60%	41%	1%	15%	32	0	




District Health Assessment for Multiple District 332 through March 2025

		Clubs							Membership							Member Strength		Cancellation		Reports			Finance	Leadership			
District Name	Status/ Number of Months in Status *	Active Clubs	Clubs in Status Quo	Total Clubs	% Status Quo Clubs in Financial Suspension	New Clubs	Cancelled Clubs	YTD Net Club Gain/Loss	Current Members In Active Clubs	Current Members In Status Quo Clubs	Current Total Members Count	YTD Add	YTD Drop	YTD NetGrowth (includes Active and Status Quo)	YTD NetGrowth% (includes Active and Status Quo)	Member Count 12 Months Ago	Average Member Count Per Club	% of Clubs with less than 20 members	Average Cancelled Club Age	Members Lost Due to Cancelled Clubs	% of Clubs Reporting Service	% No MMR in 3 Months	% No Officer Report in 12 months	% of Clubs with balance 90+ days	Number of Zone Chairs Recorded	Number of Region Chairs Recorded	District Officers Vacancies **
332 A		64	0	64	0%	2	0	2	2041	0	2041	164	69	95	4.88%	2,017	32	27%	0	0	34%	53%	0%	2%	11	5	
332 B		50	0	50	0%	0	0	0	1809	0	1809	70	87	-17	-0.93%	1,876	36	22%	0	0	64%	58%	0%	4%	10	0	
332 C		55	0	55	0%	0	0	0	1494	0	1494	80	71	9	0.61%	1,524	27	36%	0	0	38%	53%	4%	22%	9	0	
332 D		65	0	65	0%	0	1	-1	2090	0	2090	146	97	49	2.40%	2,185	32	17%	49	4	100%	43%	0%	14%	12	0	
332 E		48	0	48	0%	0	0	0	1584	0	1584	77	65	12	0.76%	1,642	33	17%	0	0	50%	38%	0%	6%	10	0	2nd VDG
332 F	T(20)	42	0	42	0%	0	1	-1	1141	0	1141	40	52	-12	-1.04%	1,219	27	45%	31	14	36%	71%	38%	0%	10	0	
		324	0	324	0%	2	2	0	10159	0	10159	577	441	136	1.36%	10,463	31	27%	40	18	55%	52%	6%	8%	62	5	



District Health Assessment for Multiple District 333 through March 2025

		Clubs							Membership							Member Strength		Cancellation		Reports			Finance	Leadership			
District Name	Status/ Number of Months in Status *	Active Clubs	Clubs in Status Quo	Total Clubs	% Status Quo Clubs in Financial Suspension	New Clubs	Cancelled Clubs	YTD Net Club Gain/Loss	Current Members In Active Clubs	Current Members In Status Quo Clubs	Current Total Members Count	YTD Add	YTD Drop	YTD NetGrowth (includes Active and Status Quo)	YTD NetGrowth% (includes Active and Status Quo)	Member Count 12 Months Ago	Average Member Count Per Club	% of Clubs with less than 20 members	Average Cancelled Club Age	Members Lost Due to Cancelled Clubs	% of Clubs Reporting Service	% No MMR in 3 Months	% No Officer Report in 12 months	% of Clubs with balance 90+ days	Number of Zone Chairs Recorded	Number of Region Chairs Recorded	District Officers Vacancies **
333 A	T(4)	69	0	69	0%	0	0	0	2738	0	2738	252	122	130	4.98%	2,680	40	20%	0	0	74%	30%	4%	6%	12	0	
333 B		46	0	46	0%	1	1	0	1218	0	1218	96	233	-137	-10.11%	1,389	26	43%	26	40	52%	54%	0%	46%	8	0	
333 C		100	0	100	0%	0	3	-3	2641	0	2641	173	194	-21	-0.79%	2,702	26	36%	33	25	77%	50%	0%	0%	20	0	
333 D		45	0	45	0%	0	1	-1	1670	0	1670	107	159	-52	-3.02%	1,788	37	24%	16	39	93%	33%	2%	0%	8	0	
333 E		79	0	79	0%	0	0	0	3647	0	3647	230	246	-16	-0.44%	3,952	46	15%	0	0	87%	53%	0%	3%	14	0	
		339	0	339	0%	1	5	-4	11914	0	11914	858	954	-96	-0.80%	12,511	35	27%	28	104	78%	45%	1%	8%	62	0	

\* - District Status: P - Provisional, T - Transitional.  
\*\* - District Officers Vacancies: DG - District Governor, 1st VDG - First Vice District Governor, 2nd VDG - Second Vice District Governor.